
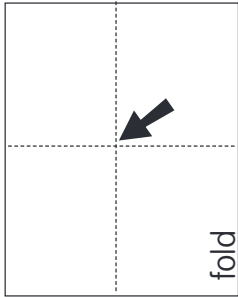


8 PAGE BOOKLET FROM A SINGLE SHEET OF PAPER

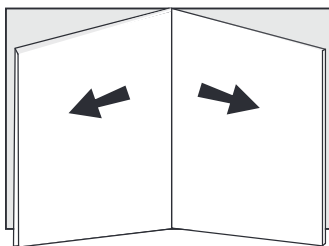
This book can be made with any size, rectangular paper.



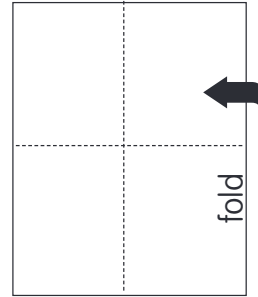
1. Fold the paper in half and in half again short end to short end. Open it up and fold it in half long end to long end. Open the paper. There should be 8 boxes.



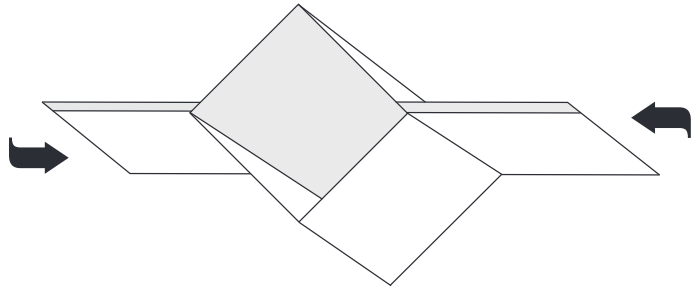
3. Hold the edges. Cut from the FOLD side along the horizontal crease. Stop at the intersection of the vertical crease. Open the paper.




5. Flatten the paper.



2. Fold the paper in half short end to short end.



4. Fold the paper in half long end to long end. Hold the edges of the paper and push towards the centre until you see a box formed. Keep pushing until all the pages line up.



6. Fold it in half to create the 8 page book.